



*VISHNU PRAKASH R PUNGLIA  
LIMITED*

*Engineering, Procurement & Construction*

**INVESTOR  
PRESENTATION**

May 2024





3+ decades of experience in Infrastructure EPC



Experts in Water Supply Projects



Integrated Business Model with in-house capabilities



Presence in 10 States and 1 Union Territory



INR 4,717 Cr Orderbook



Fleet of ~500 construction equipment



Marquee client base



Key Beneficiary of Jal Jeevan Mission & Amrut scheme



Gross block of Rs 188 Crs



3 year Revenue CAGR – 43%

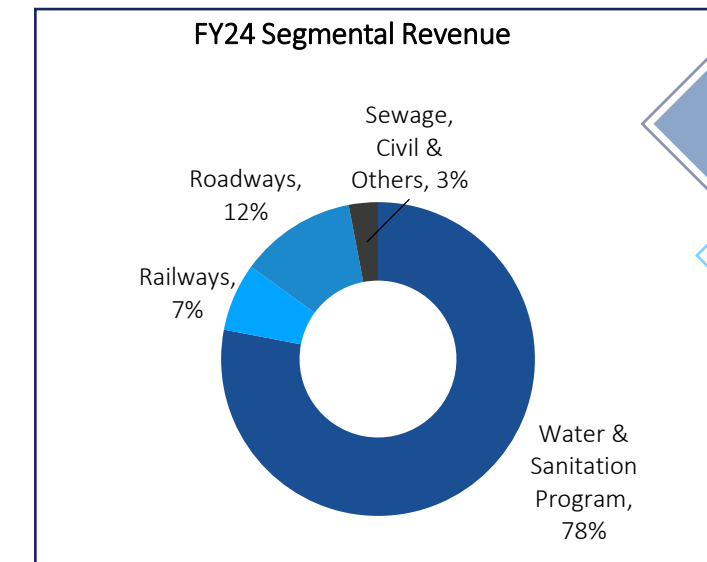
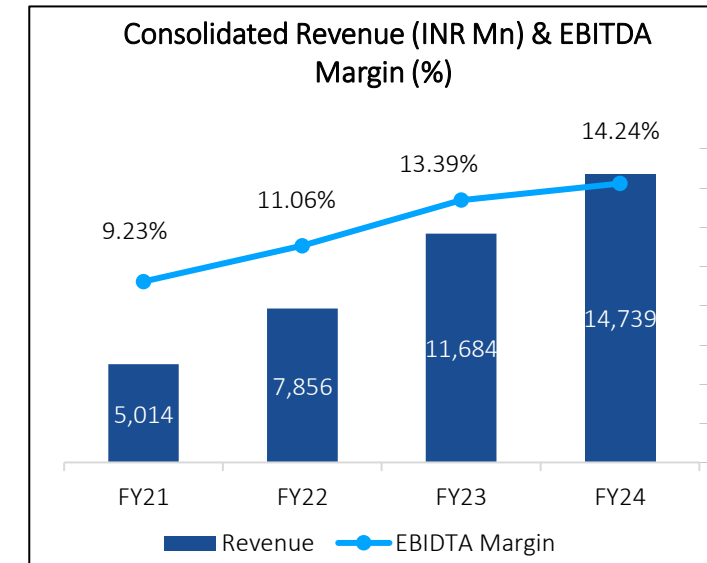


3 year PAT CAGR – 78%



3 year Average ROE 25%

- Established in the year 1986, Vishnu Prakash R Punglia Limited (VPRPL) is an ISO 9001:2015 certified integrated engineering, procurement and construction (“EPC”) company with experience in design and construction of infrastructure projects.
- The company is promoted by the Punglia family who are in the EPC business for last 4 decades. The leadership team is driven by Mr. Vishnu Prakash Punglia, Mr. Manohar Lal Punglia, Mr. Sanjay Kumar Punglia, Mr. Kamal Kishor Punglia and Mr. Ajay Punglia.
- VPRPL’s principal business operations are broadly divided into four categories i.e. (i) Water Supply Projects (“WSP”); (ii) Railway Projects; (iii) Road Projects and (iv) Irrigation Network Projects. Its key customers are Central & State Government, Autonomous Bodies and Private Bodies
- VPRPL specializes in water supply contracts which includes constructing, designing, building, implementing, operating, maintaining and developing Water Supply Projects (“WSPs”). It also includes setting up Water Treatment Plants (“WTPs”) along with pumping stations and laying of pipelines for supply of water.
- The current orderbook stands at ~Rs.4,717 crores spread across all the business segments to be executed over the next 24-36 months.
- The company has an integrated business model with in-house execution team and a fleet of more than 500+ construction equipments which helps in reducing its dependence on third-party for key materials and services required for project execution.
- For roads and highway contracts, the company focuses only on EPC projects, with or without O&M, and no HAM or BOT projects. This helps in efficient debt management and stable cash flows.





**Vishnu Prakash Punglia**  
Chairman

He is the founding member of the organization and now spearheading the entire organization from the front and carrying the legacy.



**Manohar Lal Punglia**  
Managing Director

He is the face of the organization and oversees all the verticals. He is more inclined towards business development and clients relationship.



**Sanjay Punglia**  
Whole Time Director & CEO

He holds a degree in M.Tech (Civil) and leads the in-house design team. He is actively involved in continuous value engineering and takes care of the procurement function and bidding process as regards new projects.



**Ajay Pungalia**  
Whole Time Director

He is actively involved in the business development and oversees the core finance function. He is also responsible for the management of capital assets and oversees the Information Technology department.



**Kamal Kishor Pungalia**  
Whole Time Director

He plays an active role in diversifying Company's business into multiple segments like railways and roads, apart from water supply projects. He takes care of human resource and administrative functions.



**Krishna Murari Lal Mathur**

Bachelor in Civil Engineering

He holds a bachelor's degree in Civil Engineering from MDM Engineering College, Jodhpur University. He has worked in PHED Department for 39 years on various posts and has retired from the post of Additional Chief Engineer.



**Uttam Chand Singhvi**

B.Com (Gold medalist), Chartered Accountant

He is a Gold Medalist having 1st Rank in bachelor's degree in Commerce from Pali College, Rajasthan University. He is a Chartered Accountant (14th Rank in India) with more than 37 years of work experience.



**Surendra Sharma**

B.E.(Agriculture), M.Com.(Business Admin)

He holds a bachelor's degree in Agriculture from University of Udaipur and Master Degree (in Business Administration) from Rajasthan Vidhyapeeth, Udaipur. He has work experience of more than 38 years with Bank of Baroda on various key posts and has retired as General Manager.



**Ratan Lahoti**

M.A.(Econ), MBA Retired IAS officer

He is B.Sc., M.A. in Economics, and MBA. He is a retired IAS Officer and has experience of Administrative services more than 33 years on various key positions like Divisional Commissioner, Jodhpur, Collector and District Magistrate, Pratapgarh, Rajasthan, Commissioner, Jodhpur Development Authority.



**Shripal Bhansali**

Master of Computer Applications

He holds a bachelor's degree in Computer Application from the NIMS University, Jaipur. He has 10 years of experience in business of construction and Readymade Garments.



**Nilima Bhansali**

Commerce Graduate

She has Bachelor's Degree in Commerce from Jai Narayan University of Jodhpur. She has prior experience of over 15 years in the Accounts and Taxation field.



**Sarfaraz Ahmed**

FCA, CS  
Chief Financial Officer

He holds a Bachelor of Commerce Degree from Maharshi Dayanand Saraswati University, Ajmer Rajasthan. He is a Fellow member of the Institute of Chartered Accountants of India and is also qualified Company Secretary from the Institute of Company Secretaries of India.



**Vikas Birla**

B.E. (Civil), MBA  
Project Head - Uttar Pradesh

He has been associated with VPRPL as a consultant since 2021 and joined as a permanent employee on March 01, 2023. He is responsible for managing the on-going projects undertaken by the Company in state of Uttar Pradesh. He holds Bachelor of Civil Engineering Degree from Pune, Maharashtra.



**Ram Kishan Bhartiya**

B.E. (Mech)  
Project Head - Kota Division

He is responsible for managing the on-going projects undertaken by the Company in the Kota division. He holds Bachelor of Engineering Degree (Mechanical Engineering) from M.B.M. Engineering College, Jai Narayan University Jodhpur Rajasthan.



**Vijay Punglia**

Regional Head  
MP, Gujarat, Daman,  
Maharashtra

He has been associated with VPRPL since incorporation and was redesignated from whole-time director to his current designation in the Company on November 9, 2022.



**Anil Punglia**

Regional Head  
Rajasthan-West

He has been associated with VPRPL since incorporation. He is responsible for managing the projects being executed in Western Part of Rajasthan. He has experience of over eighteen (18) years in the EPC business.



**Krishna C. Chandak**

Bachelor in Commerce  
Project Head - North East

He has experience of over twelve (12) years in the EPC business. He is actively involved in execution of projects and responsible for completion of projects in time.

Conversion of the partnership firm into a public limited company

2013-14

2014-15

Received 'first railway project' work order of Rs, ~19 Crs

2015-16

Set-up its first Ready Mix Concrete Plant at Nawa City, Rajasthan.

2016-17

Received the first major WSP project worth ~Rs 60 Crs in Barmer, Rajasthan

2017-18

Received the then-highest-value WSP worth Rs ~324 Crs from MP government as part of the AMRUT Program.

2019-20

Expanded its reach to the North East by entering into a water supply project with Assam Petro-Chemicals Limited

2020-21

- Received a major work order from the UP Government worth Rs 237 Crs under the 'State Water & Sanitation Mission, Namami Gange & Rural Water Department' program.
- Achieved revenue from operations of Rs 4,50 Crs.

2021-22

- Received largest ever WSP work order of Rs 433 Crs from Manipur Government,
- Entered into 'Road Division' segment.
- Achieved a milestone of Rs 750 Crs revenue from operations.

2022-23

- Received the then-highest-value railway project worth Rs. 304 Crs.
- Achieved a milestone of Rs. 1,100 Crs revenue from operations.

# Marquee Clients



VISHNU PRAKASH R PUNGLIA LTD.

Engineer Contractor & Designer



सत्यमेव जयते

GOVT OF RAJASTHAN



Public Health Engineer Department


**PHED**  
**Rajasthan**



सत्यमेव जयते  
गुजरात सरदार  
Government of Gujarat



कोटा  
Urban Improvement Trust  
Kota

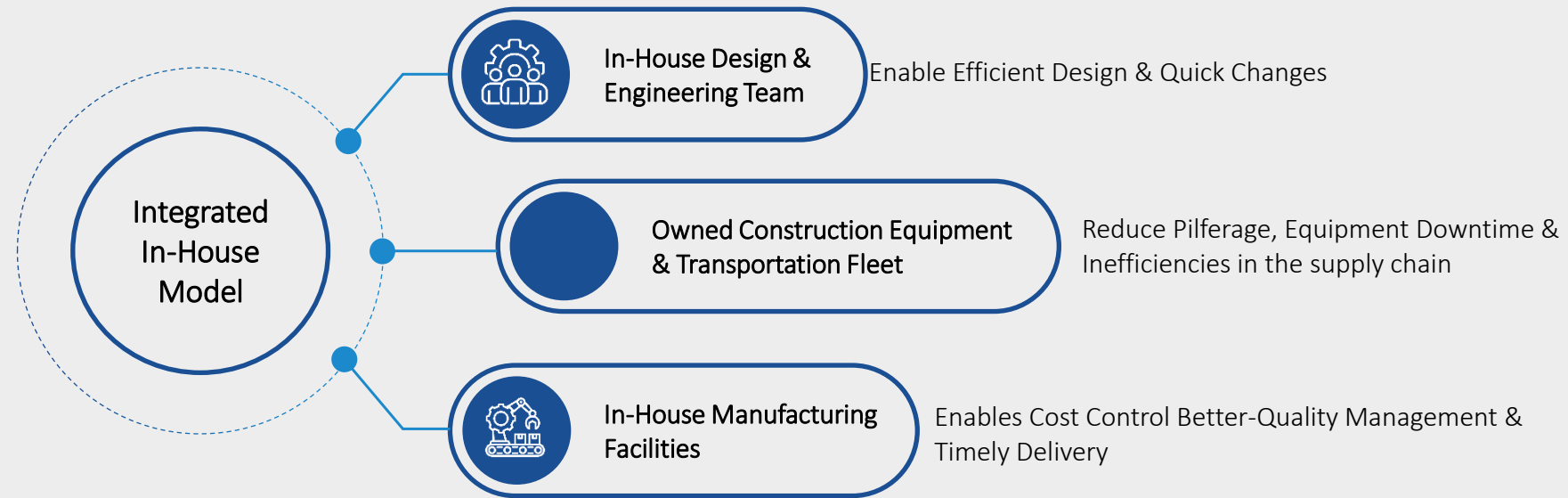


लोक निर्माण विभाग



जोधपुर विकास प्राधिकरण

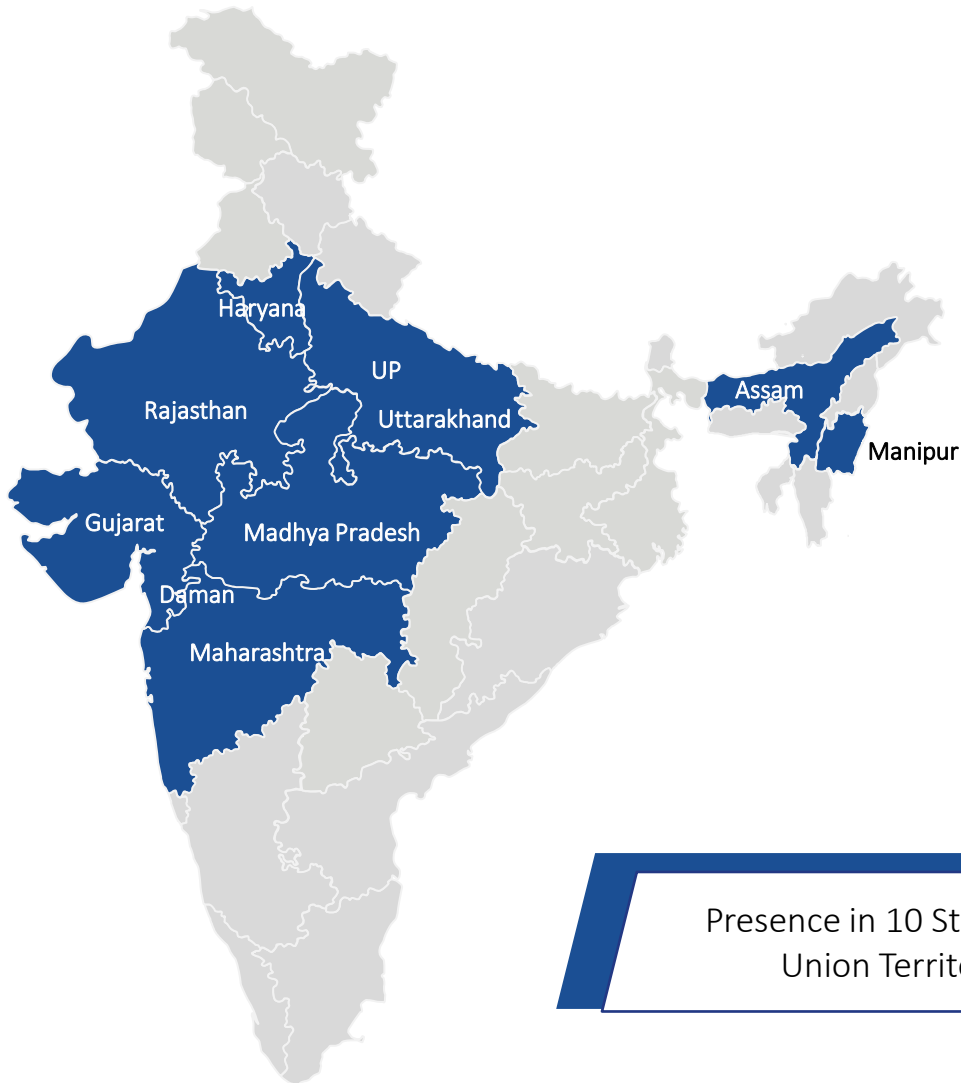




## 1,200+ Strong Talent Pool

As on March 31, 2024, our equipment fleet comprised about 500 construction equipment and vehicles.

Concrete Line Pumps	Mobile Concrete Mixture Machines (Fiori Machines)	Ready-Mix Concrete Manufacturing Units	Transit Mixture	JCBs with Rock Breaker	
JCBs with Rock Breaker	Excavators with Rock Breaker	Cranes	Fuel Dispenser and Metering Unit	Four Wheeler Vehicles for Site Supervision	Two Wheeler Vehicle for Site Supervision



## State wise distribution of Projects

States	No of Projects
Assam	2
Daman	1
Gujarat	1
Haryana	1
Maharashtra	2
Manipur	1
Madhya Pradesh	1
Rajasthan	35
Uttarakhand	4
Uttar Pradesh	4



# Business Overview



- Project Planning and Design
- Construction and Installation
- Commissioning and Operationalization



- Track Construction and Infrastructure
- Passenger Facilities
- Signal and Telecommunication Infrastructure



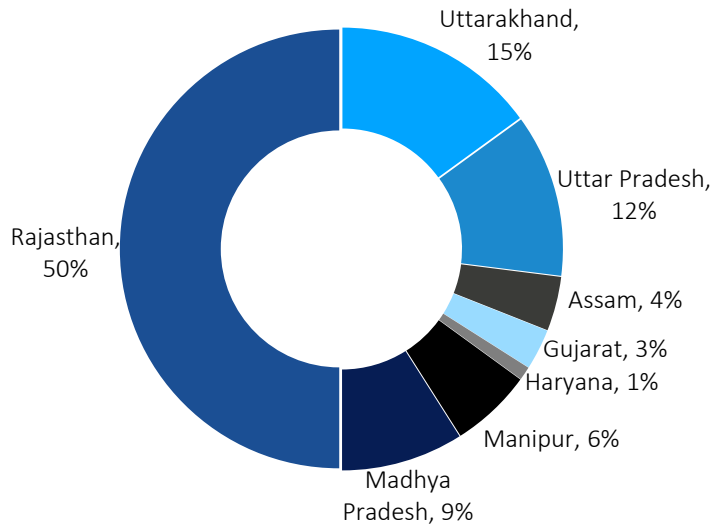
- Road Construction and Strengthening
- Bridge Construction
- Infrastructure Development



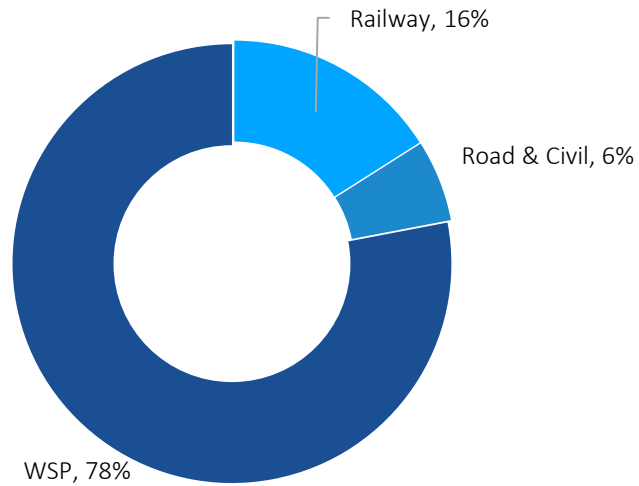
- Survey and design of irrigation network components.
- Construction of tunnels, canals (lined and unlined), and raw water reservoirs.
- Installation of pumping stations and pressurized piping systems.

## Order book as on 31<sup>st</sup>March 2024 – ~Rs 47,170 Mn

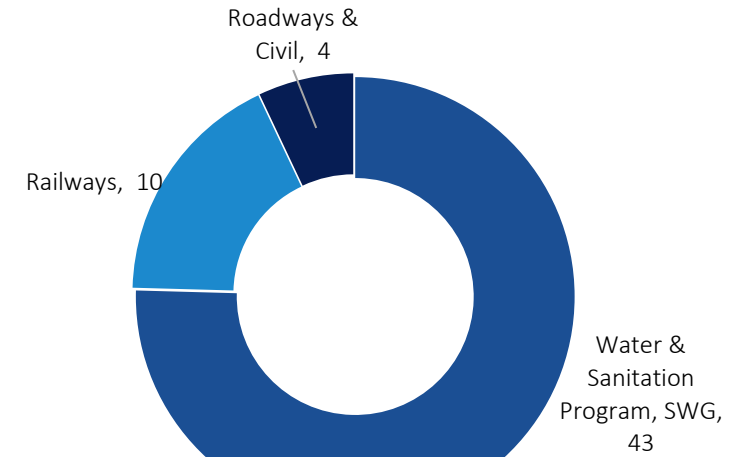
### Geography wise



### Segment wise



### No. of Projects

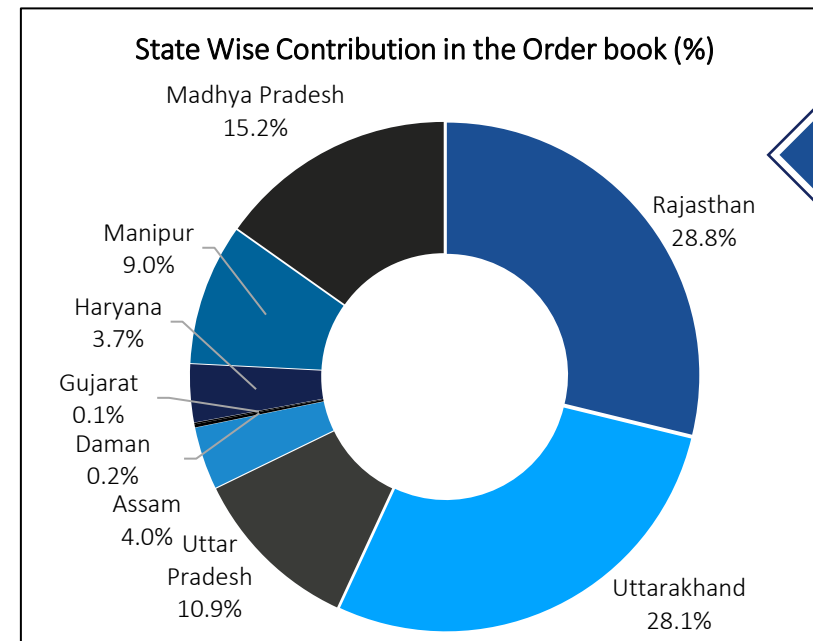
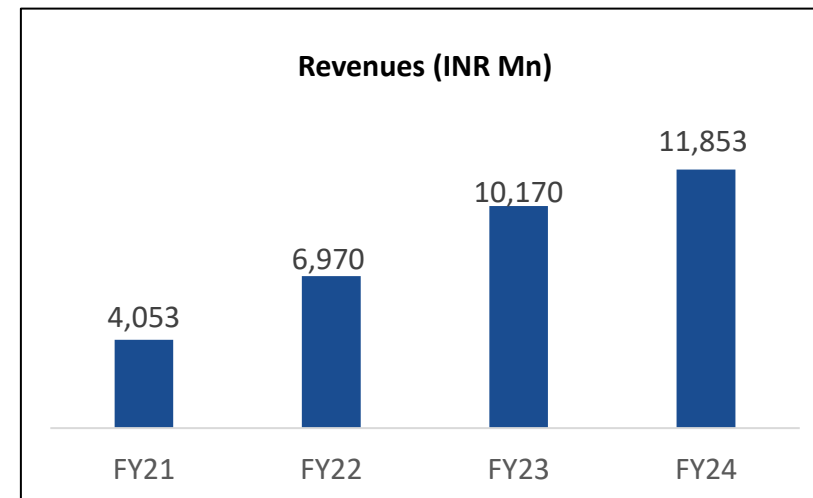


# Water Supply Projects (WSP's)

- VPRPL has over three decades of experience in executing WSPs comprising of construction and development of pipelines, water tanks, reservoirs, tunnels, overhead tanks, water treatment plants and irrigation projects. It has executed more than seventy five WSPs over the last 3 decades of its existence.
- Over the years, the company has gained significant experience and expertise in water supply projects and now with the financial strength and managerial capabilities, it is aspiring to bid for large scale projects across a wider geography
- The orderbook in WSP segment stood at **Rs 36,546 Mn** as on 31st March 2024

## Scope of work in WSP's

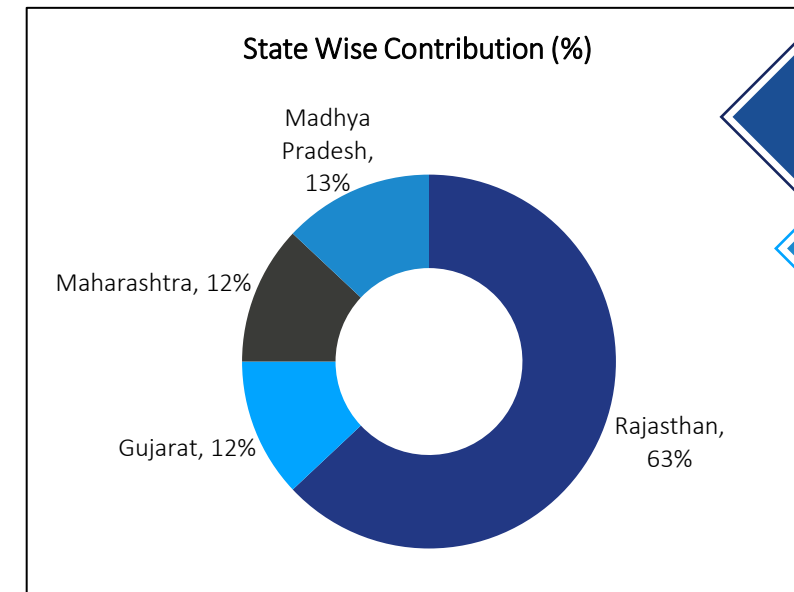
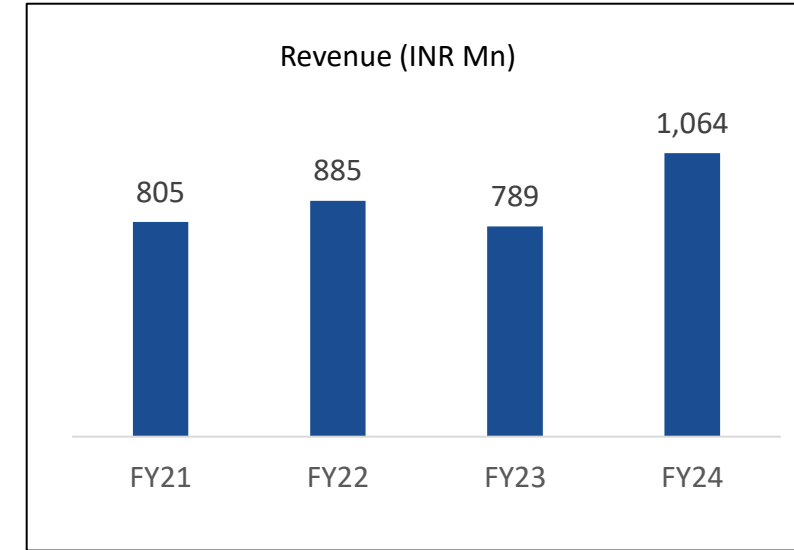
- Survey, design, construction & commissioning of Projects
- Operation, maintenance, and management of water supply projects (WSPs)
- Supply, laying, and testing of pipelines
- Construction of water tanks, reservoirs, overhead tanks, raw water reservoirs,
- Water treatment plants, pumping stations
- Providing functional household tap connection
- Geo-tagging including design and operation
- supply, laying, jointing, hydro-testing of cluster distribution system and village distribution system
- construction of residential quarters, village transmission chambers, valve chambers, boundary walls



# Key Water Supply Projects (WSP's)

Project	Authority	State	Value (Mn)
Chillar Dam Multi-Village Drinking Water Supply Scheme	MP JAL NIGAM	MP	5,644
Haldwani, Uttarakhand	UUSDA	UK	5,255
Water Supply System O&M at Kotdwar	UUSDA	UK	3,732
Prayagraj Yamuna Multi-Group of Village Water Supply	Govt	UP	3,665
Hindoli Nainwa WSP	PHED	Rajasthan	3,609
Water Supply for PWD Manipur	PWD Manipur	Manipur	3,340
Barmer Lift Water Supply Project Phase II Part-D	PHED	Rajasthan	1,036
Work of Augmentation of Production from Jaisamand Lake	PHED	Rajasthan	1,125
Construction of 57 MLD WTP at IMT Kharkhoda, District Sonapat	HSIIDC	Haryana	1,035
Other Projects <INR 1,000 Mn			8,106
<b>TOTAL</b>			<b>36,547</b>

- VPRPL is an emerging player in the infrastructure development of the railway sector. It is backed by decades of successful project execution experience in constructing, developing, and maintaining projects like railway tracks, rail over-bridges, platforms, foot-over bridges, stations, and other ancillary work and buildings.
- The company has expertise and experience in diverse EPC projects within the transportation infrastructure sector, specifically in railways. It has executed projects across geographical locations in India.
- Their capabilities in railway projects cover both civil engineering and electro-mechanical aspects of railway infrastructure development.
- The orderbook in Railway Projects segment stood at **Rs 7,362 Mn** as on 31<sup>st</sup> March 2024





# Key Railway Projects

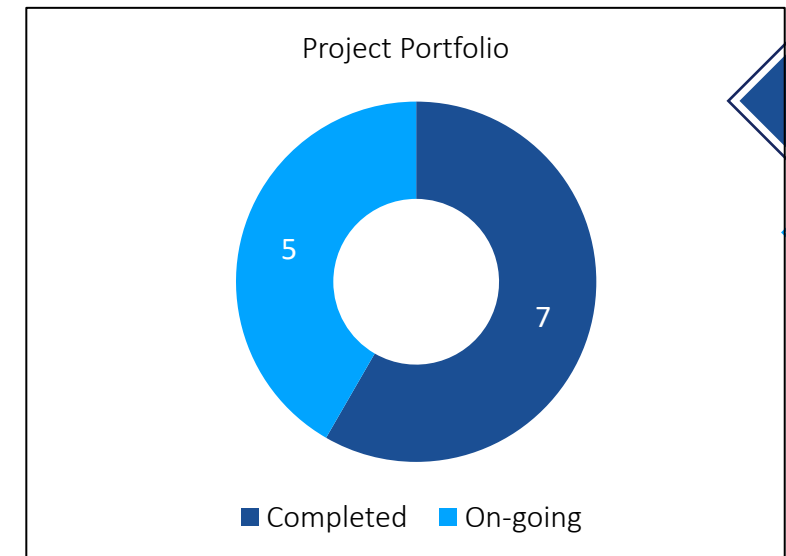
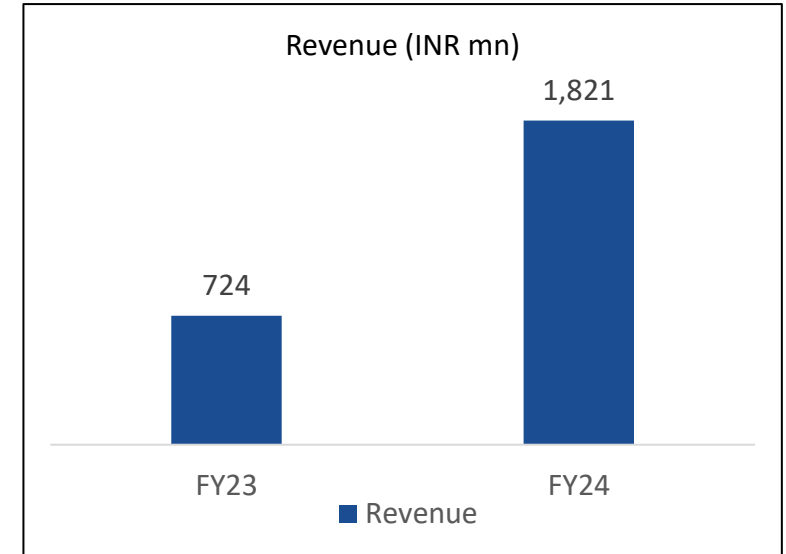


VISHNU PRAKASH R PUNGLIA LTD.

Engineer Contractor & Designer

Projects	Authority	State	Value (Mn)
Construction of Udaipur Railway Station	NWR	Rajasthan	2,461
Provision of FOB 12 M Wide at Barmer under Amrit Bharat station Scheme over Jodhpur Division	JDED	Rajasthan	1,101
Construction of Railway station building, facilities for passenger/pilgrim stay	DRM Office	Gujarat	1,711
Construction of Railway Bridges in connection with providing Connectivity between chainage 5.2 km	DFCCIL	Rajasthan	771
Construction of New Suburban Railway Station between Kalyan-Badlapur stations of Mumbai Division	MRVCL	Maharashtra	739
Construction of quarters for CWR Pachola, KOTA	CWR	Rajasthan	325
Two lane road over bridge having railway span	CWR	Rajasthan	134
Ramganj Mandi Bhopal ROB	CWR	MP	58
Providing Inspection arrangement Through line between Bhayander - Naigaon Stations	Western Railway	Maharashtra	55
Level Crossing No 53 & 70 at Kms 414/4-5 between Sojat Road Bhesana Section	NWR	Rajasthan	6
<b>TOTAL</b>			<b>7,361</b>

- Highways play a major role in the development of a country, particularly in a developing country like India. VPRPL is an eminent player in this sector.
- Its is backed by decades of strong project execution experience in constructing, developing, and maintaining projects like state and national highways, bridges, culverts, flyovers, and rail over-bridges.
- VPRPL has successfully executed projects across diverse geographical locations in India with varying complexities such as construction in high-traffic and high-density areas.
- The company focuses only on EPC projects, with or without O&M.
- The orderbook in roads and highway segment stood at **Rs 1,541 Mn** as on 31<sup>st</sup> March 2024



Project	Authority	State	Value (Mn)
Construction to 2 lane with paved shoulder Realignment/Bypass	MORTH	Rajasthan	1,468
Construction and Maintenance of Rajiv Gandhi Knowledge service	RISL	Rajasthan	1,225
Construction of 4 Lan ROB from Design Chainage Jalore	MORTH	Rajasthan	59
Barmer Jasai Road Crossing	MORTH	Rajasthan	13
<b>TOTAL</b>			<b>2,765</b>

## Cash & Bank Balance (INR Mn)

Particulars	As on 31.3.2024
Term Loan	2,062
Working Capital Loan	1,562
Mobilization Advance	616
Total Debt	4,241
Cash & Bank	907
<b>Total Capital</b>	<b>5,148</b>

## Debt Exposure (INR Mn)

Particulars	Existing Limits	Outstanding as on 31.3.2024
Fund Based	2,000	1,562
Non Fund Based	7,600	4,445
<b>Total</b>	<b>9,600</b>	<b>6007</b>

## Credit Rating

BBB+ Short Term/ A3 Long Term with Positive Outlook



# Strategic Overview

## Stronghold in Rajasthan

One of the leading EPC players in Rajasthan in the Water Supply Projects (WSP) segment. Successful execution track record and deep customer relationships remain its key strength to hold and capitalize on its position in Rajasthan.



## In-house integrated model

Owns a fleet of 500+ construction equipments. In-house execution team without any dependence on third party contractors



## EPC only contracts

Focus only on EPC projects, with or without O&M. No HAM or BOT projects.



## Focused player in WSPs

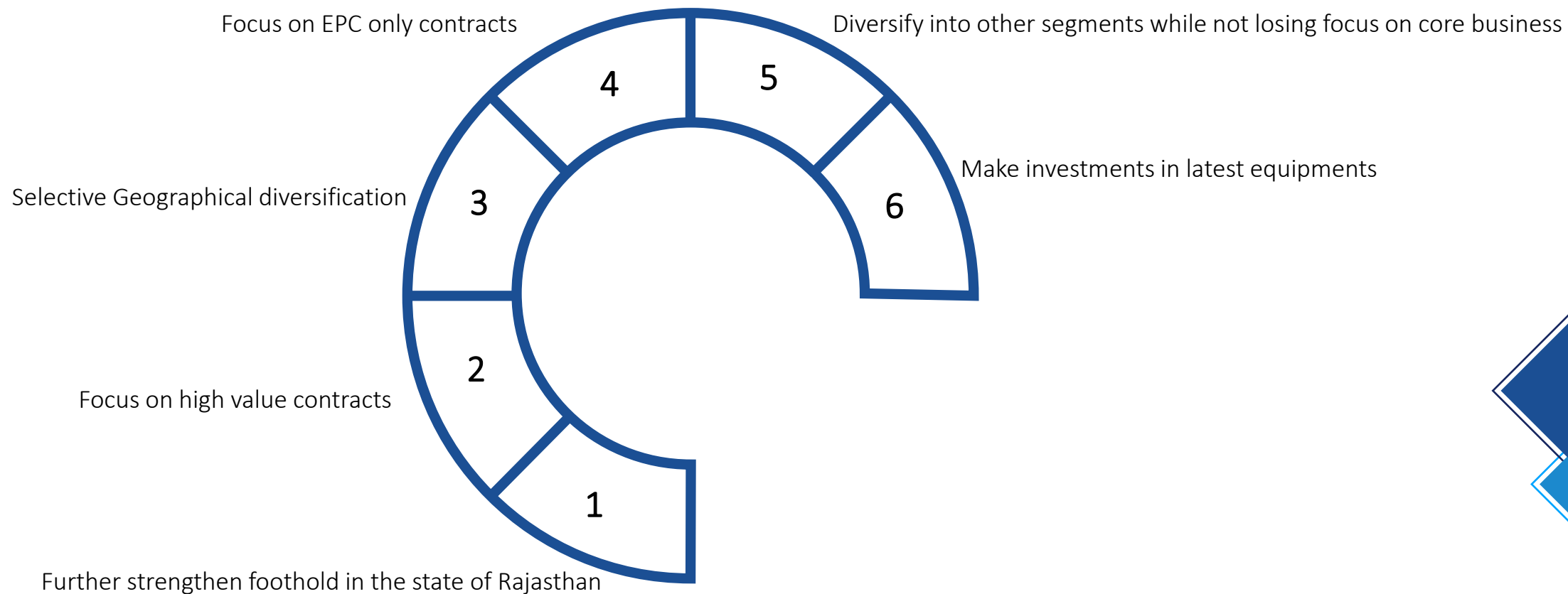
Rich experience in executing WSPs  
Executed more than 75 projects in this segment.



## Visible growth through robust order book across segments

As on December 31, 2023, the order Book stood at Rs 5,000 Crs offering strong growth visibility ahead.



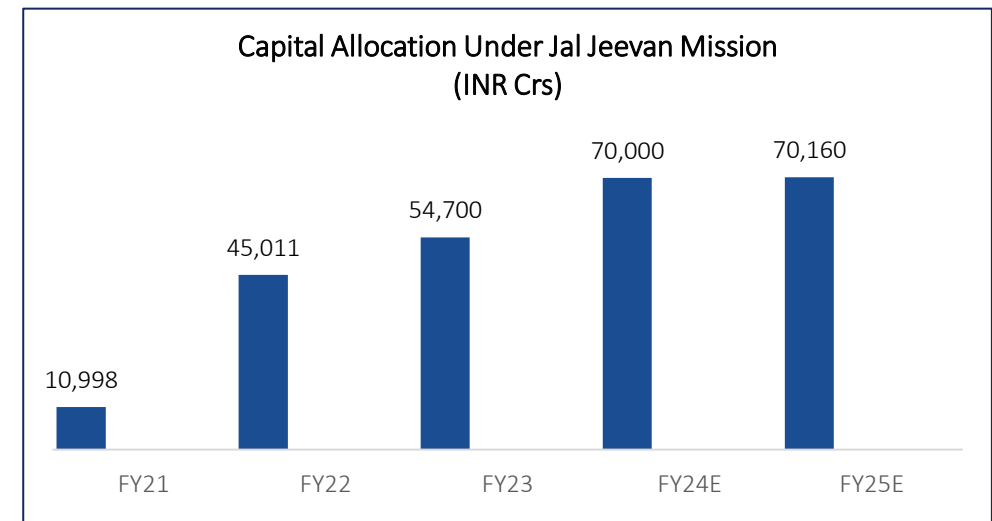
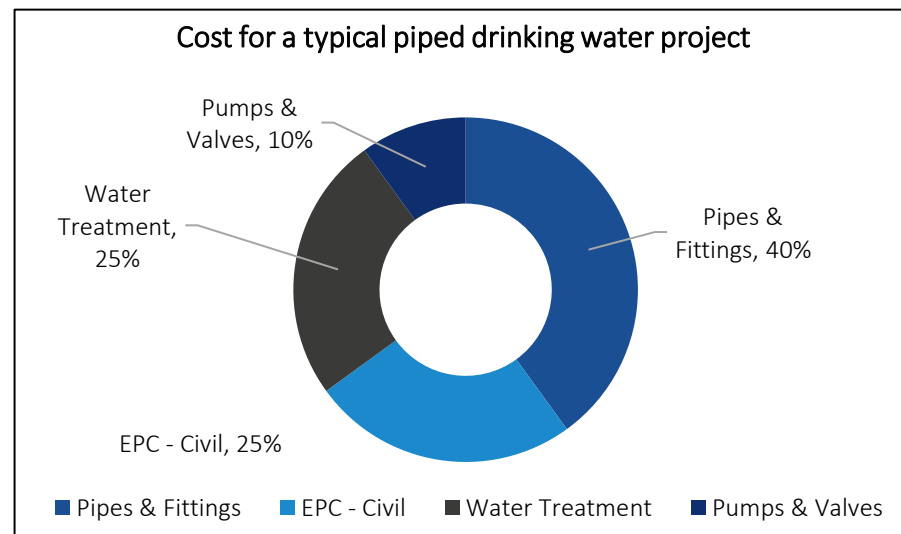
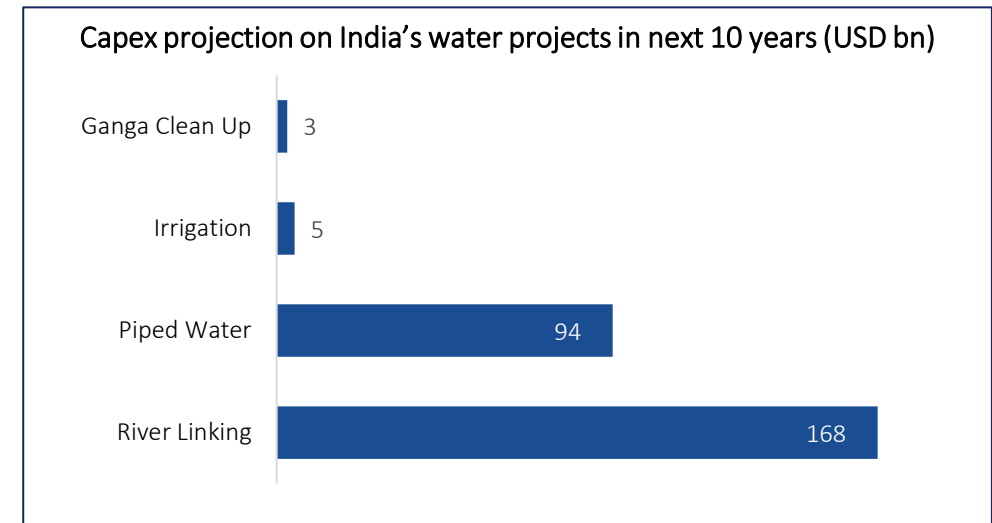




# Industry Overview

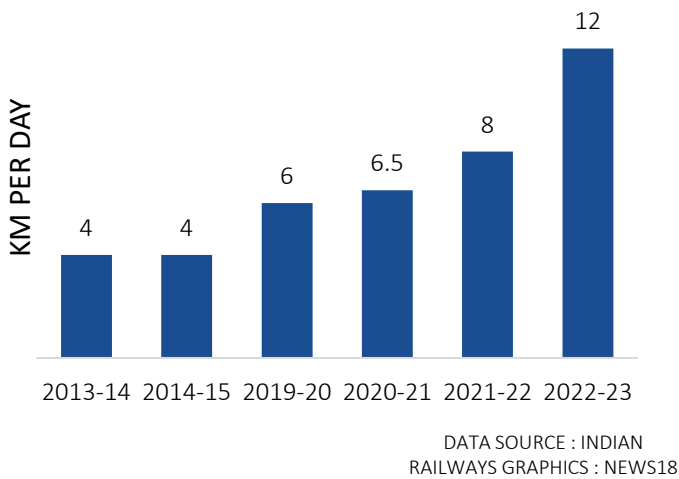


- India faces the significant challenge of catering to 18% of the global population with access to only 4% of the world's fresh water resources. This has resulted in the designation of India as a water-stressed nation due to its inadequate water storage and utilization.
- The water scarcity in India is only going to get worse. By 2030, India's water demand is projected to be twice the available supply, implying severe water scarcity for hundreds of millions of people and an eventual ~6% loss in the GDP of India."
- The Government of India, in collaboration with state governments, has initiated the Jal Jeevan Mission (JJM) to address water scarcity issues. At its inception, only 17% of households had access to tap water. However, as of December 31, 2023, post-JJM implementation, this figure has risen to 55%.
- By 2050, the country is anticipated to require approximately 1,450 cubic kilometers of water, with agriculture accounting for roughly 75% of this demand, drinking water for about 7%, industries for around 4%, and energy generation for approximately 9%.

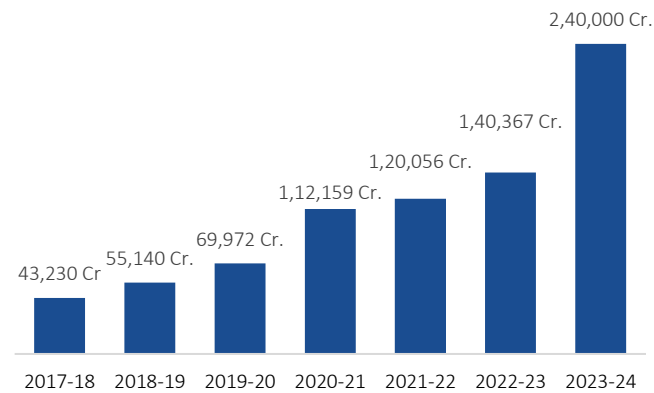


- India has the 4th largest railway system in the world, behind only US, Russia and China.
- Annually, Indian Railways operates about 9,000 freight trains and 13,500 passenger trains, facilitating transportation for over 24 million passengers and more than 203 million tonnes of freight.
- The Indian Railways consists of a total track length of 126,366 km with 7,335 stations. 5243 km of track length was achieved during 2022-23 as compared to 2,909 Kms during 2021-22. Average daily track laying in 2023 was at 14.4 kms per day (highest-ever commissioning).
- Capital expenditure (CAPEX) for Indian Railways has seen a substantial increase, rising from an average of Rs 459.8 billion during 2009-2014 to Rs 2,150 billion during FY22, reflecting a commitment to modernization and expansion.
- In the Union Budget 2023, Indian Railways received its highest-ever capital outlay of USD 29 billion, signaling continued investment in infrastructure development and enhancement.
- The government has proposed a significant 70% year-on-year increase in budgetary allocation, amounting to Rs 2,400 billion for Indian Railways in the FY24 budget, demonstrating a continued focus on strengthening the railway sector.
- The Draft National Rail Plan outlines ambitious capital expenditure of Rs 38.22 lakh crore until 2050 in the railway sector, emphasizing the long-term vision for modernization and expansion

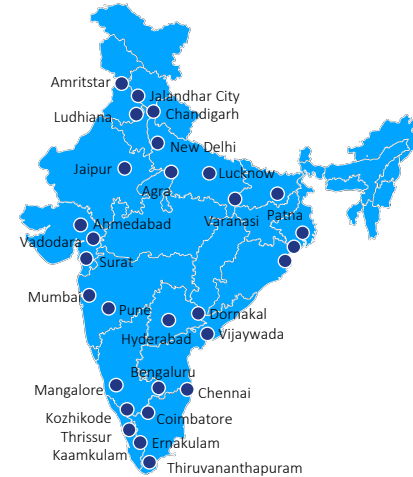
Average Kms Railway Tracks Laid Per Day



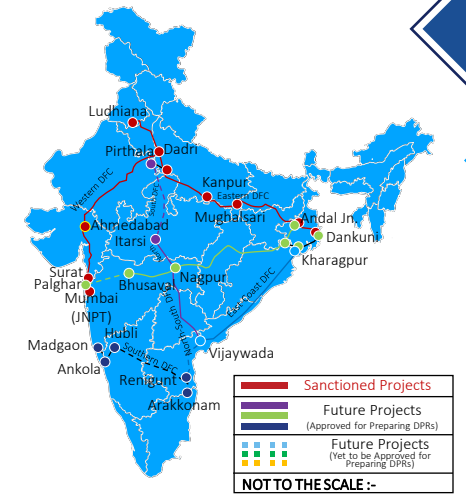
Railway Outlay Largest Ever Allocation over the yeras



Proposed High Speed rail network

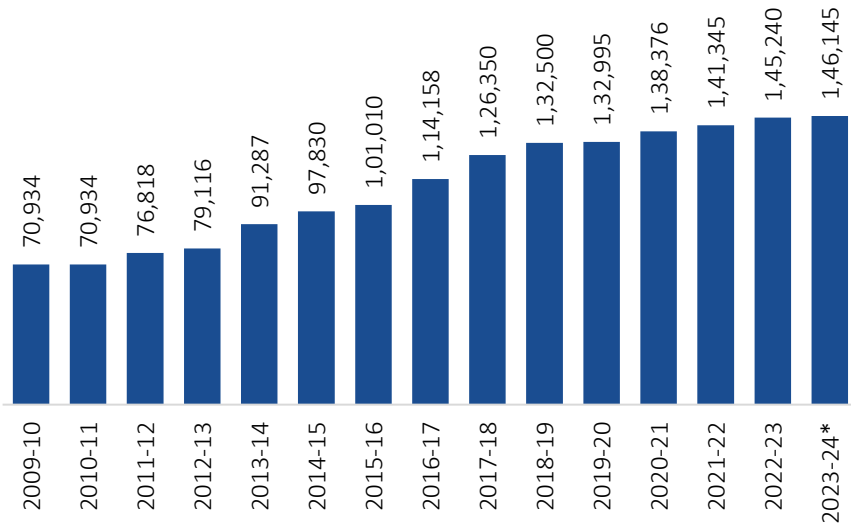


Dedicated Freight Corridor Network



- Over the past nine years, India's road network has expanded by 59%, making it the world's second-largest. The country boasts nearly 64 lakh kilometers of total roads, with National Highways alone reaching 145,240 km in 2022-23, compared to 91,287 km in 2013-14.
- This extensive road network facilitates the movement of 60% of freight traffic and 87% of India's total passenger traffic.
- The Union Budget for 2023-24 emphasized infrastructure development, allocating financial assistance of ₹1,300 billion in interest-free loans for 50 years to states from the Center.
- The Task Force on National Infrastructure Pipeline (NIP) projects investments of ₹111 trillion in infrastructure projects for FY20-FY25, with approximately 18% earmarked for the road sector in India.
- The roads sector is anticipated to account for 18% of capital expenditure by FY25, reflecting the government's commitment to enhancing transportation infrastructure.

Growth in Roads & Highways Network

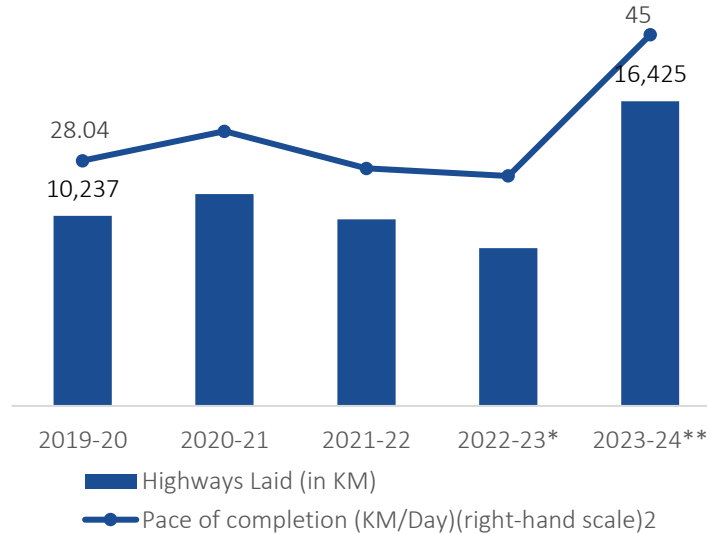


\* As of July 2023

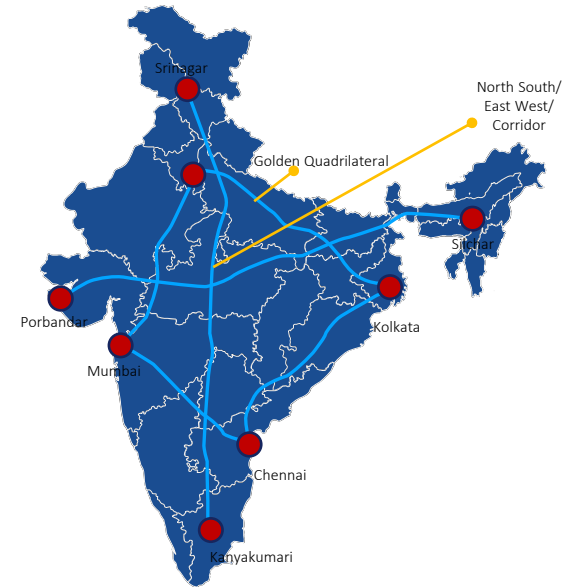
Avg. Km Per Day of Highway Construction

The Government has drawn up an ambitious plan for construction of highways across India for FY24.

Highway Work completion in India



Major Road & Highways Projects





# Financial Overview

## Q4-FY24 Consolidated Financial Performance

Total Income	EBITDA
INR 6,572 Mn	INR 1,049 Mn
44.2 % YoY	64.4% YoY
EBITDA Margins	Net Profit
15.96%	INR 671 Mn
196 Bps YoY	68.2% YoY
PAT Margins	Diluted EPS
10.21 %	INR 5.39
145 Bps YoY	26.2% YoY

## FY24 Consolidated Financial Performance

Total Income	EBITDA
INR 14,739 Mn	INR 2,099 Mn
26.1% YoY	34.1% YoY
EBITDA Margins	Net Profit
14.24%	INR 1,222 Mn
85 Bps YoY	34.9% YoY
PAT Margins	Diluted EPS
8.29%	INR 10.95
54 Bps YoY	5.2% YoY

# Q4-FY24/ FY24 Operational highlights



**VISHNU PRAKASH R PUNGLIA LTD.**  
*Engineer Contractor & Designer*

- The revenue growth was driven by on-time and successful execution of ongoing projects across the segment.
- The company bagged new orders worth INR 3,180 millions in 4QFY24. Out of this INR 1,215 million was for WSP and INR 1,960 Mn was for Railways
- Margin expansion was driven by cost control, Operational efficiency and timely execution of projects
- The bid pipeline is robust, and we are hopeful of some large value opportunities to materialize over the next few months.
- We have successfully completed 7 projects worth INR 24,877 million in FY 2023-24 across India in different business segments.
- While our project portfolio has historically been concentrated in Rajasthan, we have now gradually expended to 10 states including 1 union territory. Our split between Rajasthan and Non Rajasthan now stands at 37%: 63%
- With proven skill set across different business segments the company is now able to pursue a broader range of project tenders with attractive profit margins.
- Aim to maintain order book to turnover ratio of 3x.
- The company has now achieved competencies to bid for large value projects and has successfully bagged 3 large value projects in FY24 which includes 2 in Uttarakhand for INR 8,987 million, one in Uttar Pradesh for INR 4,960 millions and one for INR 3,441 in Madhya Pradesh

# Quarterly Consolidated Income Statement



VISHNU PRAKASH R PUNGLIA LTD.

Engineer Contractor & Designer

Particulars (INR Mn)	Q4-FY24	Q4-FY23	Y-o-Y	Q3-FY24	Q-o-Q
Revenue from Operations	6,572	4,557	44.2%	2,421	NA
Total expenses	5,523	3,919	40.9%	2,059	NA
EBITDA	1,049	638	64.4%	362	NA
EBITDA Margins (%)	15.96%	14.00%	196 Bps	14.95%	101 Bps
Depreciation and amortization	31	15	NA	51	(39.2)%
Finance costs	146	98	49.0%	107	36.4%
Other Income	35	15	NA	27	29.6%
PBT	907	540	68.0%	231	NA
Tax	236	141	67.4%	57	NA
PAT	671	399	68.2%	174	NA
PAT Margins (%)	10.21%	8.76%	145 Bps	7.19%	302 Bps
Other Comprehensive Income	(3)	5	NA	2	NA
Total Comprehensive Income	668	404	65.3%	176	NA
Diluted EPS	5.39	4.27	26.2%	1.39	NA

# Annual Consolidated Financial Performance



VISHNU PRAKASH R PUNGLIA LTD.

Engineer Contractor & Designer

Particulars (INR Mn)	FY24	FY23	Y-o-Y
Revenue from Operations	14,739	11,684	26.1%
Total expenses	12,640	10,119	24.9%
EBITDA	2,099	1,565	34.1%
<i>EBITDA Margins (%)</i>	<i>14.24%</i>	<i>13.39%</i>	<i>85 Bps</i>
Depreciation and amortization	112	70	60.0%
Finance costs	430	302	42.4%
Other Income	88	31	NA
PBT	1,645	1,224	34.4%
Tax	423	318	33.0%
PAT	1,222	906	34.9%
<i>PAT Margins (%)</i>	<i>8.29%</i>	<i>7.75%</i>	<i>54 Bps</i>
Other Comprehensive Income	0	7	NA
Total Comprehensive Income	1,222	913	33.8%
Diluted EPS	10.95	10.41	5.2%



# Historical Income Statements



Particulars (INR Mn)	FY21	FY22	FY23	FY24
Revenue from Operations	5,014	7,856	11,684	14,739
Operating Expenses	4,551	6,987	10,119	12,640
<b>EBITDA</b>	<b>463</b>	<b>869</b>	<b>1,565</b>	<b>2,099</b>
<i>EBITDA Margin (%)</i>	<i>9.23%</i>	<i>11.06%</i>	<i>13.39%</i>	<i>14.24%</i>
Finance Cost	168	241	302	430
Depreciation	40	42	70	112
Other Income	25.20	17.74	31	88
<b>Profit Before Tax</b>	<b>281</b>	<b>604</b>	<b>1,224</b>	<b>1,645</b>
Taxation	65	155	318	423
<b>Profit After Tax</b>	<b>216</b>	<b>448</b>	<b>906</b>	<b>1,222</b>
<i>PAT Margin (%)</i>	<i>4.30%</i>	<i>5.71%</i>	<i>7.75%</i>	<i>8.29%</i>
Other Comprehensive Income	0	2	7	0
<b>Total Comprehensive Income</b>	<b>216</b>	<b>451</b>	<b>913</b>	<b>1,222</b>
Diluted EPS (INR) (Not Annualized)	7.66	5.31	10.41	10.95

# Historical Balance Sheet

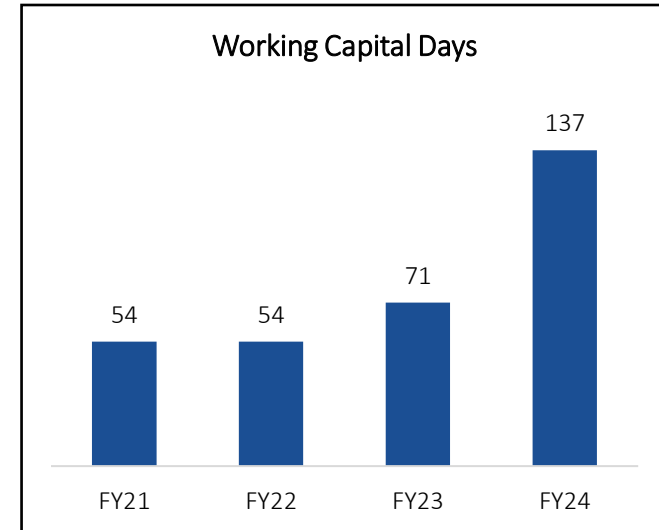
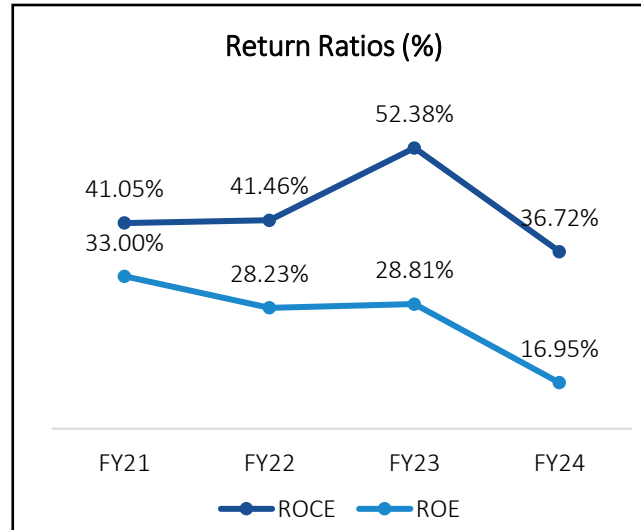
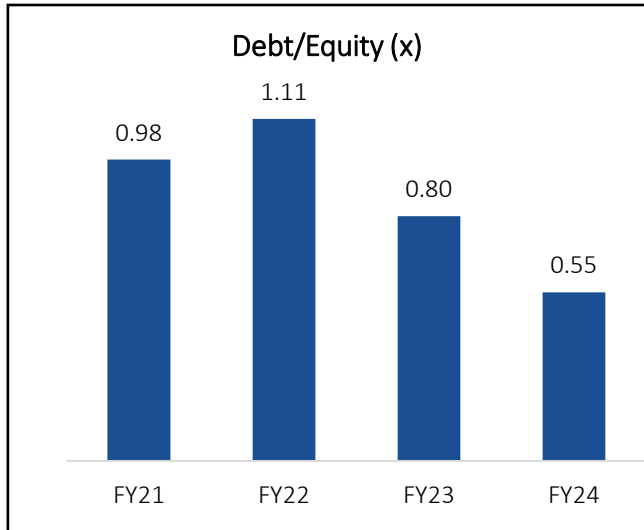
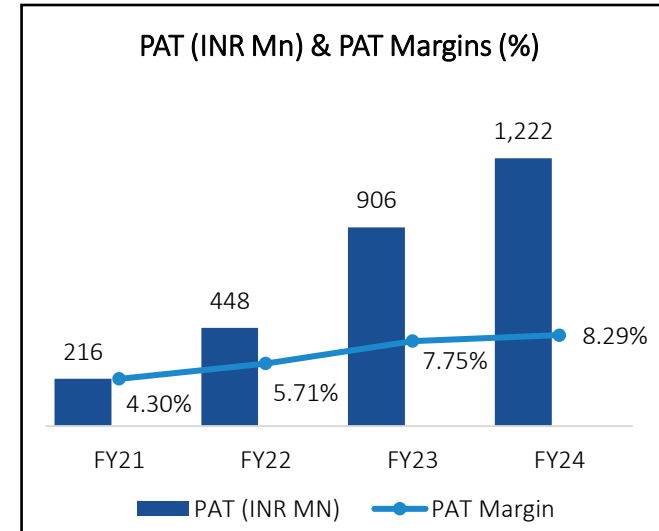
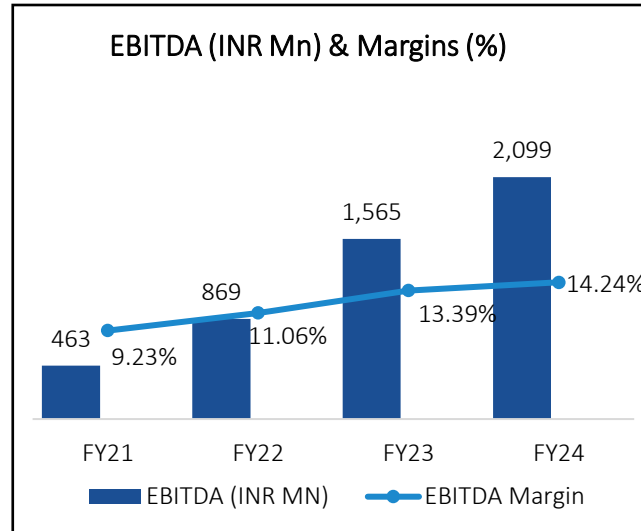
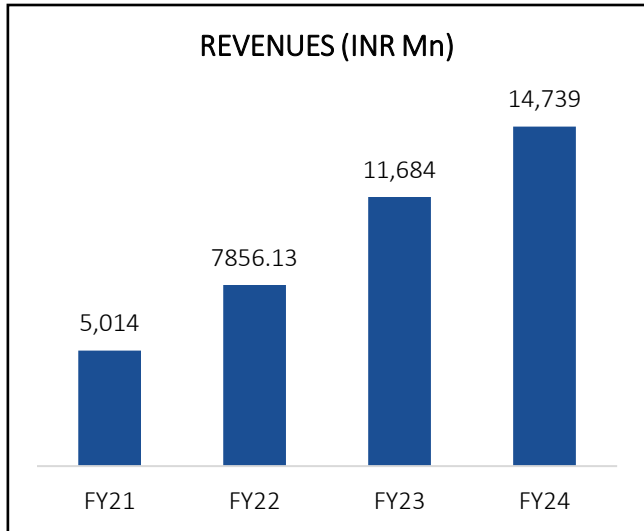


VISHNU PRAKASH R PUNGLIA LTD.

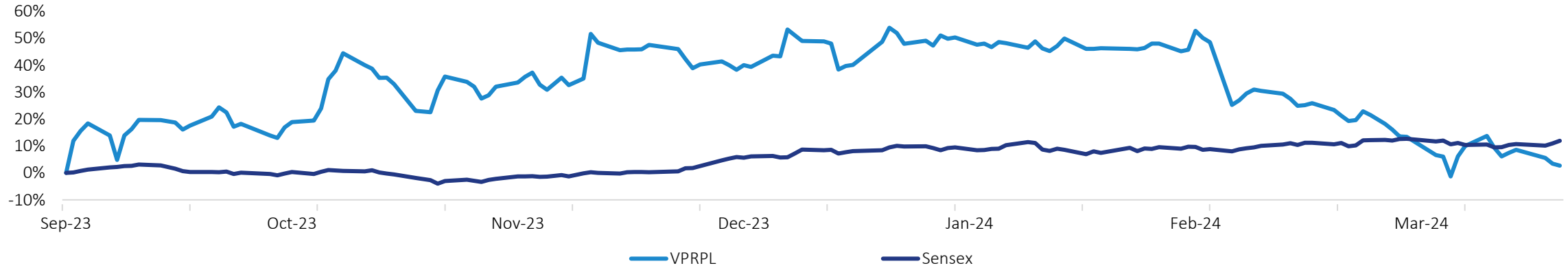
Engineer Contractor & Designer

Particulars (INR Mn)	FY22	FY23	FY24
<b>EQUITY</b>	<b>1586.9</b>	<b>3145.07</b>	<b>7210.64</b>
a) Equity Share Capital	281.48	934.44	1246.44
b) Other Equity	1,305.42	2,210.63	5964.20
<b>LIABILITIES</b>			
<b>Non Current liabilities</b>	<b>451.18</b>	<b>643.89</b>	<b>300.78</b>
Financial Liabilities			
a) Long Term Borrowings	418.62	602.97	250.25
b) Provisions	9.79	9.10	15.78
c) Deferred Tax Liability	22.77	31.82	34.75
<b>Current liabilities</b>	<b>2940.04</b>	<b>4465.87</b>	<b>7906.88</b>
a) Financial Liabilities			
(i) Short Term Borrowings	1347.15	1900.77	3704.92
(ii) Trade payables	1181.36	2062.02	3390.91
(iii) Other Financial Liabilities	123.47	91.12	41.28
(b) Other current liabilities	287.78	350.22	679.71
(c) Provisions	0.28	0.33	2.62
(d) Current Tax Liabilities (Net)	-	61.41	87.44
<b>GRAND TOTAL - EQUITIES &amp; LIABILITES</b>	<b>4,978.12</b>	<b>8254.83</b>	<b>15418.30</b>

Particulars (INR Mn)	FY22	FY23	FY24
<b>Non - Current Assets :</b>	<b>866.8</b>	<b>1523.92</b>	<b>1985.90</b>
a) Property, Plant and Equipment	720.44	1253.67	1663.32
b) Capital Work - in - Progress	3.27	55.56	55.71
c) Other Intangible assets	-	-	1.11
d) Intangible assets under development	-	-	0.51
e) Investment Property	94.42	93.84	92.73
f) Financial Assets			
(i) Investments	5.44	8.63	8
(ii) Other Financial Assets	42.97	97.1	158.55
e) Other Non Current Assets	0.26	15.12	5.97
<b>Current Assets</b>	<b>4111.32</b>	<b>6730.91</b>	<b>13432.40</b>
a) Inventories	1768.13	3125.5	4601.44
b) Financial assets			
(i) Loans & Advances	17.22	89.73	28.11
(ii) Trade receivables	1168.69	1977.4	6702.28
(iii) Cash and cash equivalents	131.91	150.01	530.85
(iv) Other Balance with Bank	254.88	549.5	376.13
(v) Other Financial Assets	80.19	104.55	59.41
c) Current Tax Assets	80.08	84.92	44
d) Other Current Assets	610.22	649.3	1090.81
<b>GRAND TOTAL – ASSETS</b>	<b>4978.12</b>	<b>8254.83</b>	<b>15418.30</b>



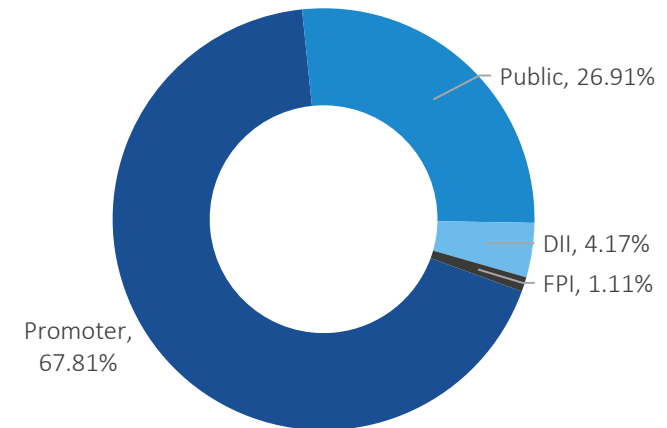
## Stock Performance (up to 31st March, 2024)



## Market Data (As on 31st March, 2024)

Face Value	10.0
CMP	149.90
52 Week H/L	242.5 / 141.35
Market Capitalization (Mn)	18,684.14
Shares O/S (Mn)	124.64

## Shareholding Pattern (As on 31<sup>st</sup> March, 2024)



## Vishnu Prakash R Punglia Ltd

No representation or warranty, express or implied, is made as to, and no reliance should be placed on, the fairness, accuracy, completeness or correctness of the information or opinions contained in this presentation. Such information and opinions are in all events not current after the date of this presentation. Certain statements made in this presentation may not be based on historical information or facts and may be "forward looking statements" based on the currently held beliefs and assumptions of the management of Vishnu Prakash R Punglia Ltd. (Company), which are expressed in good faith and in their opinion reasonable, including those relating to the Company's general business plans and strategy, its future financial condition and growth prospects and future developments in its industry and its competitive and regulatory environment.

Forward-looking statements involve known and unknown risks, uncertainties and other factors, which may cause the actual results, financial condition, performance or achievements of the Company or industry results to differ materially from the results, financial condition, performance or achievements expressed or implied by such forward-looking statements, including future changes or developments in the Company's business, its competitive environment and political, economic, legal and social conditions. Further, past performance is not necessarily indicative of future results. Given these risks, uncertainties and other factors, viewers of this presentation are cautioned not to place undue reliance on these forward-looking statements. The Company disclaims any obligation to update these forward-looking statements to reflect future events or developments.

This presentation is confidential and may not be copied or disseminated, in whole or in part, and in any manner.

## Valorem Advisors Disclaimer:

Valorem Advisors is an Independent Investor Relations Management Service company. This Presentation has been prepared by Valorem Advisors based on information and data which the Company considers reliable, but Valorem Advisors and the Company makes no representation or warranty, express or implied, whatsoever, and no reliance shall be placed on, the truth, accuracy, completeness, fairness and reasonableness of the contents of this Presentation. This Presentation may not be all inclusive and may not contain all of the information that you may consider material. Any liability in respect of the contents of, or any omission from, this Presentation is expressly excluded.

Valorem Advisors also hereby certifies that the directors or employees of Valorem Advisors do not own any stock in personal or company capacity of the Company under review.

For further details, please feel free to contact our Investor Relations Representatives:



VALOREM ADVISORS

"Your Partners in Value Creation"

Mr. Anuj Sonpal

Valorem Advisors

Tel: +91-22-4903 9500

Email: [vprpl@valoremadvisors.com](mailto:vprpl@valoremadvisors.com)



Thank You